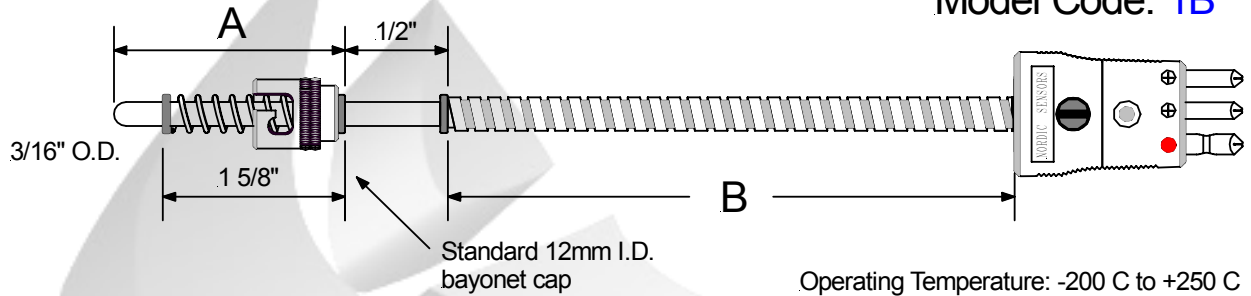


Plastic Industry RTD's

Fixed Bayonet Style RTD.

Low temperature application

Model Code: **1B**



Steps To Follow:

Model: **1B** - - -

1. **"A" Dimension**

"A" = 02 "

Insertion Length In Inches

2. **RTD Element Type**

Ohms	Class A	Class B
1 x Pt100	1	2
2 x Pt100	3	4
1 x Pt1000	5	6
2 x Pt1000	7	8

Temperature Coefficient: 0.00385
Platinum element
IEC 751

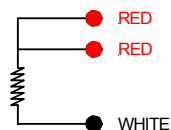
3. **RTD Wire Connection**

A	2 Wire Configuration
B	3 Wire Configuration
C	4 Wire Configuration

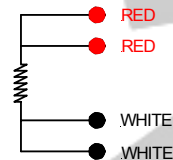
2 Wire Configuration



3 Wire Configuration



4 Wire Configuration



4. **Wire Description**

S	24 Gage Stranded Stainless Steel Braid
X	Flexible Armor Cable
F	24 Gage Stranded Fiberglass Cable
T	24 Gage Stranded Teflon Cable

5. **"B" Dimension**

"B" = 048 "

Leads Wire Length In Inches

6. **Termination Type**

A	3" Split Leads & 1/2" Bare Ends.
B	3" Slip Leads & Spade Lugs
C	Standard Male Plug (2 & 3 Wire config. only)
D	Standard Female Jack (2 & 3 Wire config. only)
E	Mini Male Plug (2 & 3 Wire config. only)
F	Mini Female Jack (2 & 3 Wire config. only)

7. **Accessories**

1	None
2	Bx Connector
3	Cable Clamp

Nordic Sensors Ind. Inc. Tel: 1-888-667-3421 & Fax: 1-888-867-9986.